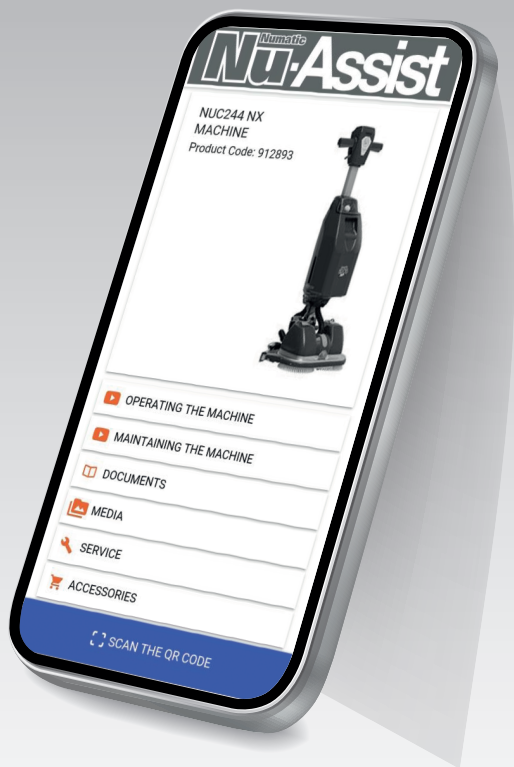



# Numatic Nu-Assist



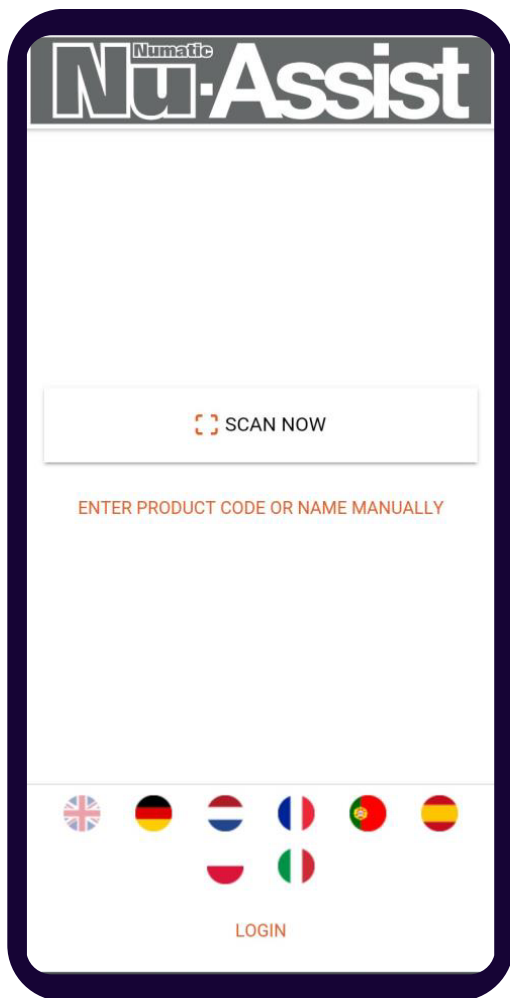
For further details or questions regarding Nu-Assist please contact us:  
[DigitalSupport@numatic.co.uk](mailto:DigitalSupport@numatic.co.uk) Web: [numaticsupport.com](http://numaticsupport.com)

# Numatic

# Nu-Assist Opening Screen



# Nu-Assist Opening Screen



When entering product code manually you do not need to know the product code of a machine to get details.

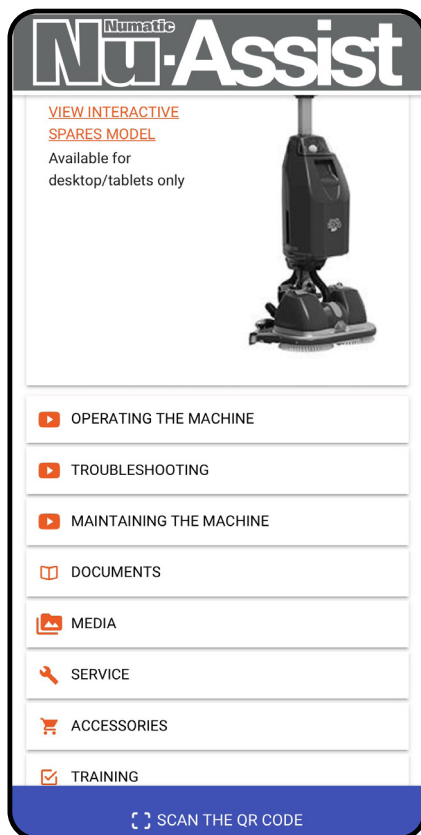
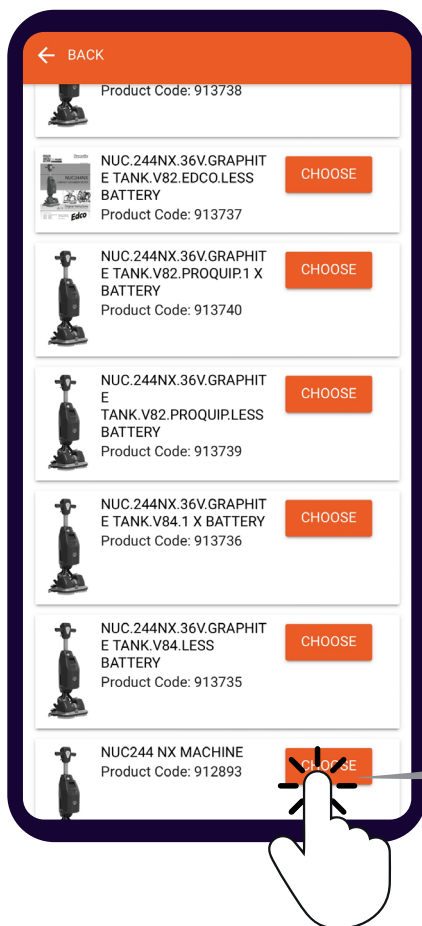
This is now alphanumeric so enter TTB1840 or NUC and a page of products with that name will be returned.

The **LOGIN** at the bottom of the page. This will be a separate section for approved technical users where you will be able to access exploded drawings and wiring that are not available to the public.

# Videos and Documents

**OPERATING THE MACHINE**  
will be the main training video.

**MAINTAINING THE MACHINE**  
will have maintenance videos.

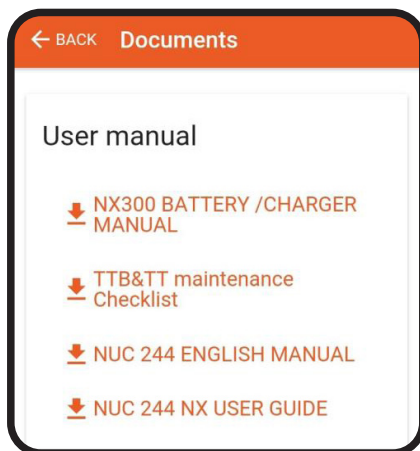


There may also be a  
**TROUBLESHOOTING**  
video button dependant on  
the machine.

# Videos and Documents


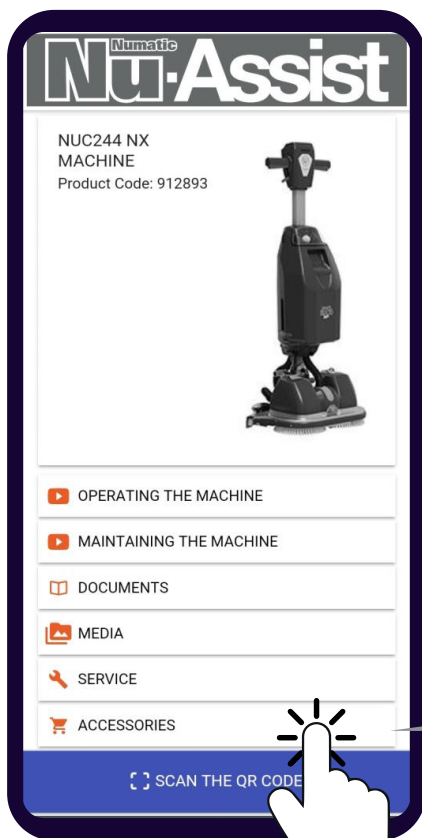


**DOCUMENTS** section contains document/manual or anything relating to the use of the machine



# Accessories Search

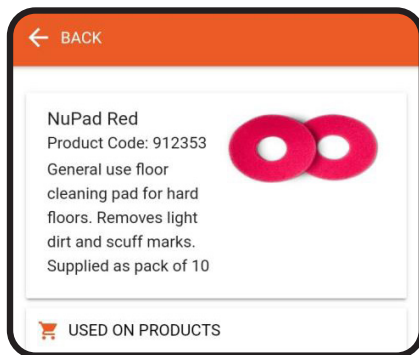
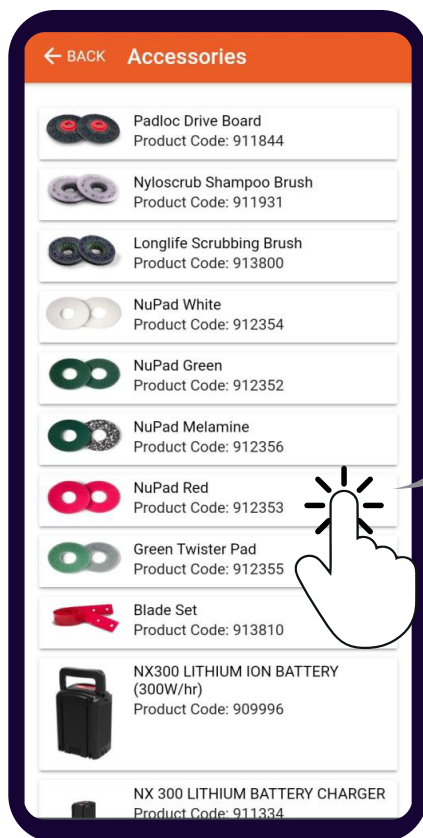
**ACCESSORIES** button takes you on to the related accessory page. This is detailed as a machine would be.



# Accessories Search

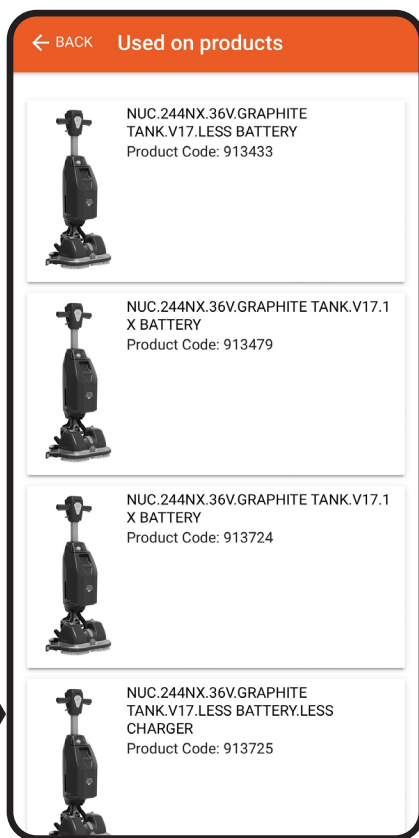

The accessory may have information added.

Documents directly related to the accessory are also added here.




Pressing the **USED ON PRODUCTS** tab will take you to a list of all products it is used on. This will be useful if you entered the accessory on the opening page and wanted to check the correct machine it is used on.

# Accessories Search





# Service Requests



The **SERVICE REQUEST** button is intelligent

The machine part number and type will automatically be populated.

# Service Requests

← BACK Service request

Numatic International Ltd  
Millfield Road, Chard,  
TA20 2GB  
Somerset

NUC244 NX MACHINE  
Product Code: 912893

Your name

E-Mail

Country  
United Kingdom

Comment

TAKE PHOTO

TAKE VIDEO

SEND

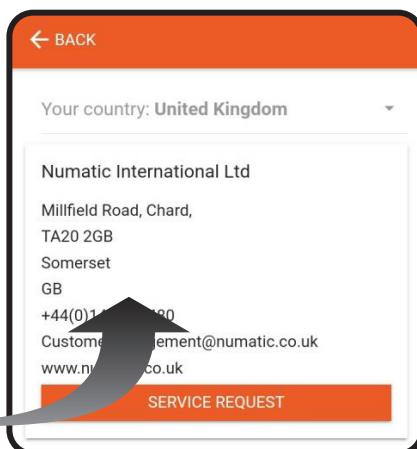
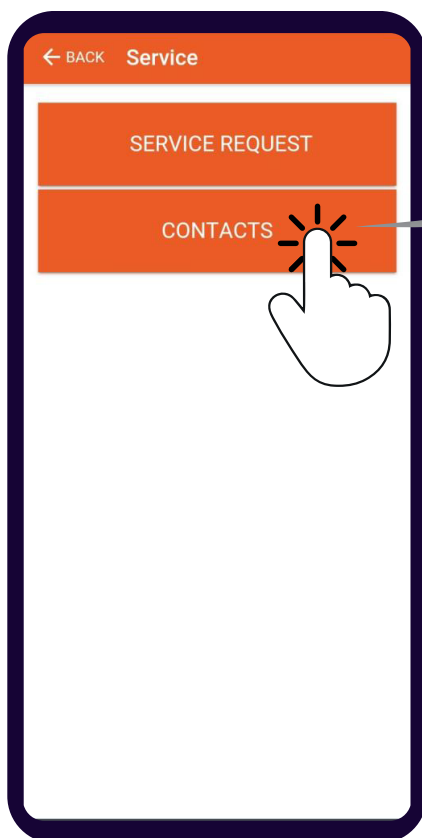
The app will select your **DEALER** and auto populate the send email address from the geolocation of your device (This can also be changed manually should it be required).

You can now add **COMMENTS** and your own **EMAIL** for a reply.

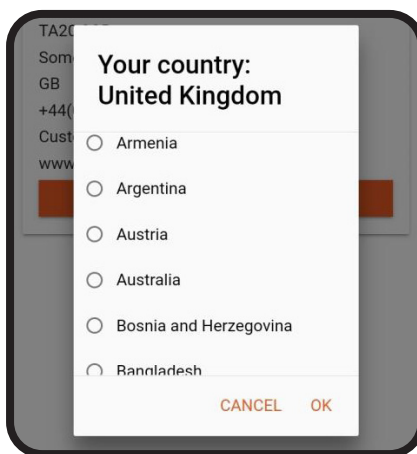
As well as taking a **PHOTO** you can **VIDEO** the problem and it will auto attach to the email.

# Contacts Section

The **CONTACTS** section is intelligent and will show your nearest contact based on your geolocation.

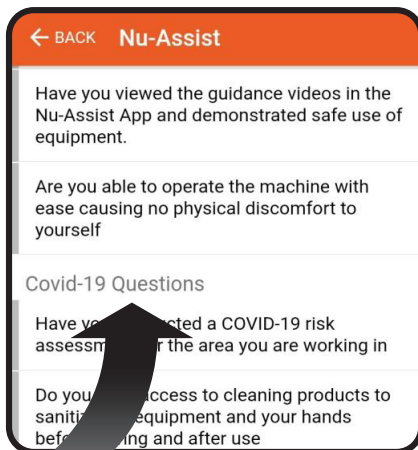
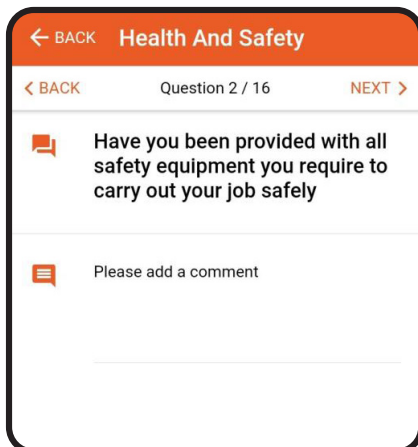
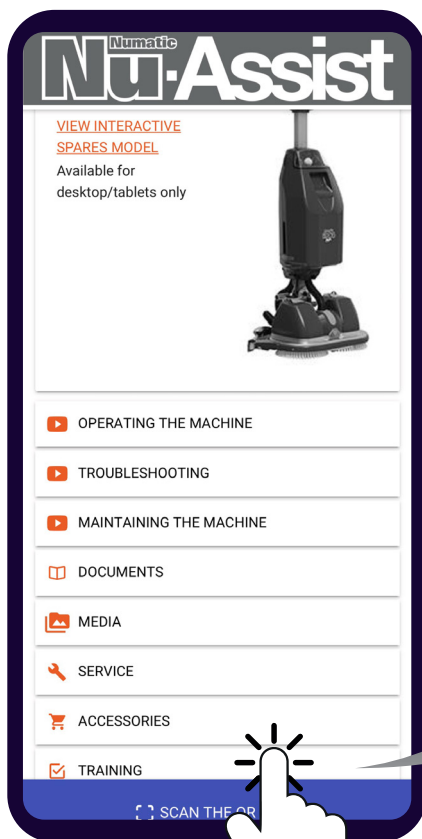


Your country can also be changed manually by selecting a country from the drop down menu.

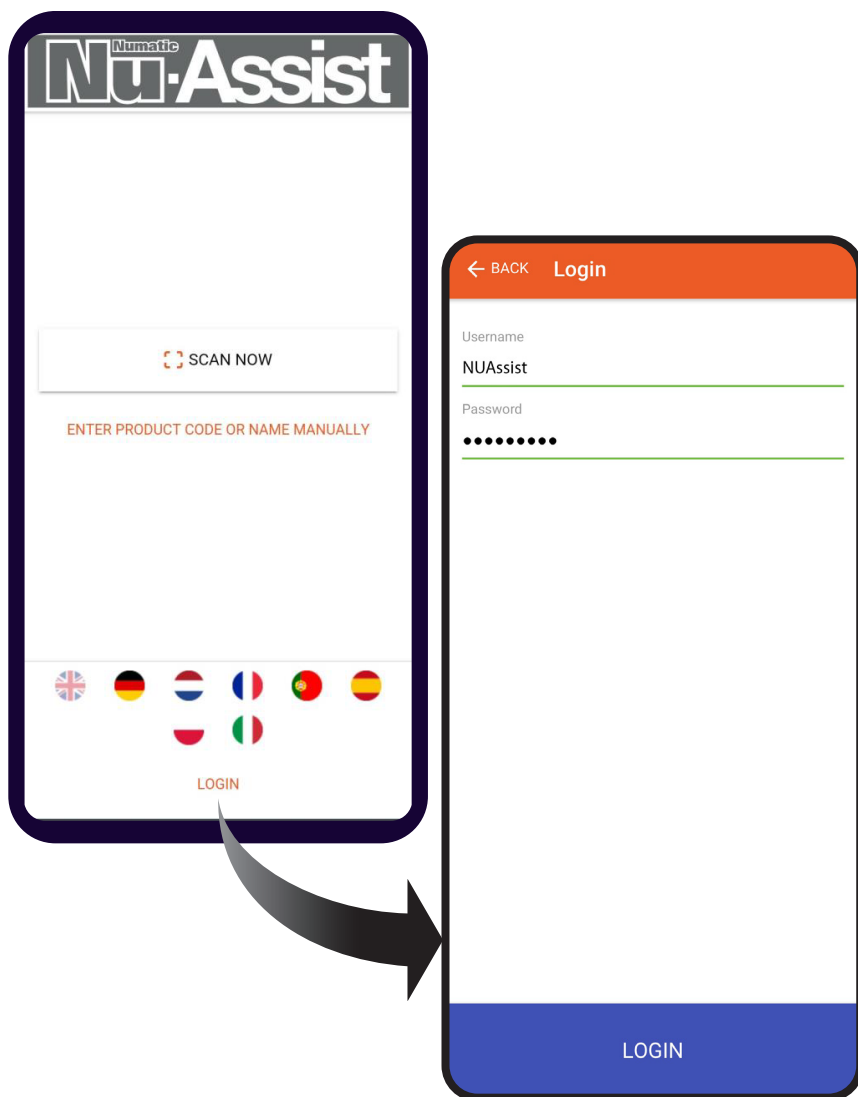


# Training Section


The **TRAINING** section has been updated to be more relevant with Covid related questions. This is particularly useful for customers who require a record of staff training.



# Approved User Login



# Approved User Login



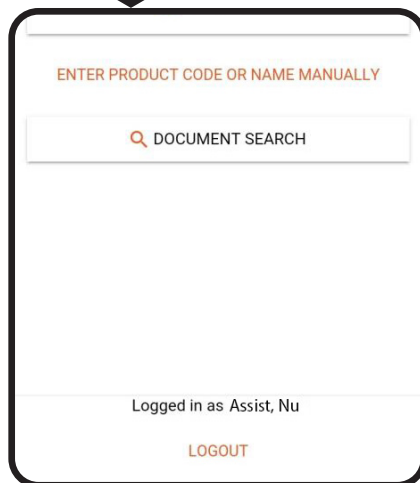
← BACK Login

Username  
NUAssist

Password  
••••••••

LOGIN

When in the **APPROVED USER SECTION** you will have the added option of a document search either by part number or again by typing the name of the machine which will return all documents.



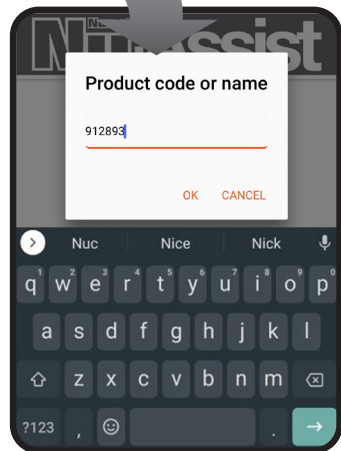
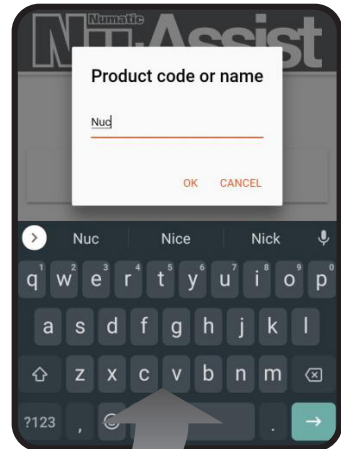
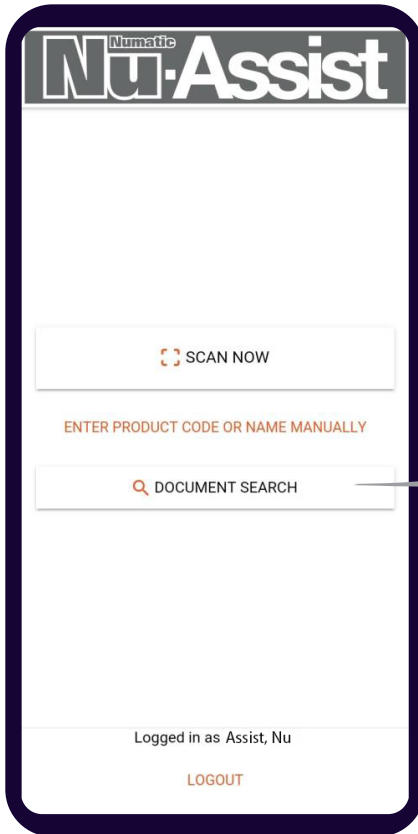
ENTER PRODUCT CODE OR NAME MANUALLY

🔍 DOCUMENT SEARCH

Logged in as Assist, Nu

LOGOUT

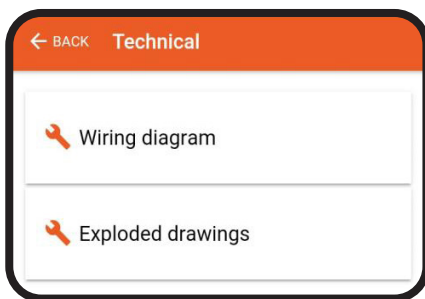
# Approved User Login



Once you are logged in as an approved user this option will remain until you log out

# Approved User Login

The **TECHNICAL** tab is shown in your list of available options

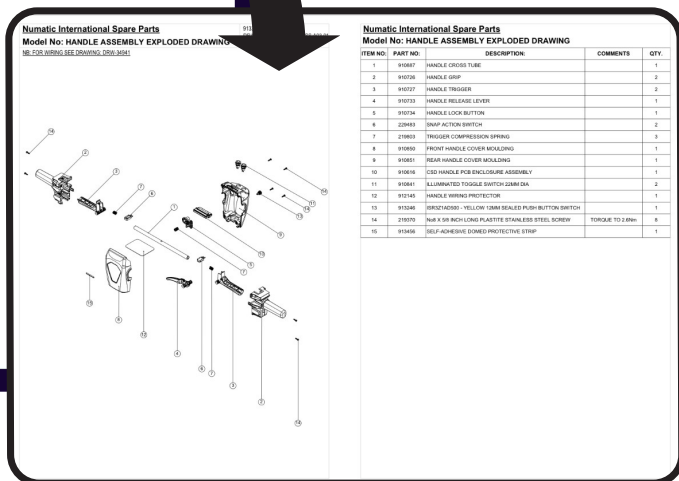
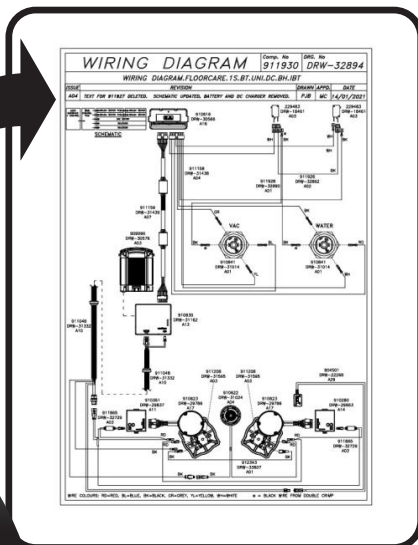
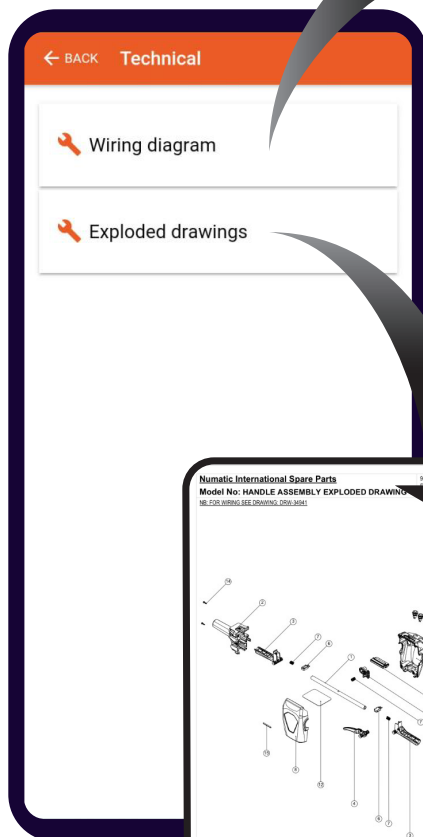


Within this tab you will have the option to view either **EXPLODED DRAWINGS** or **WIRING DRAWINGS**. These are all subject to availability and will be updated on a regular basis.

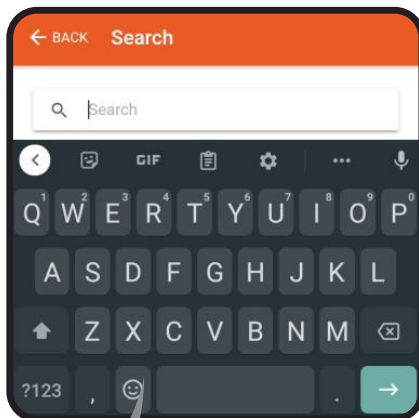
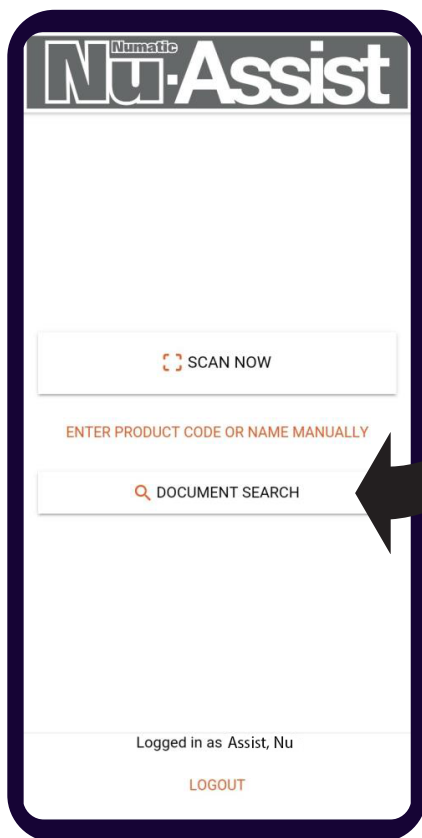


# Approved User Login

These will be available to  
**VIEW, SHARE OR  
DOWNLOAD.**

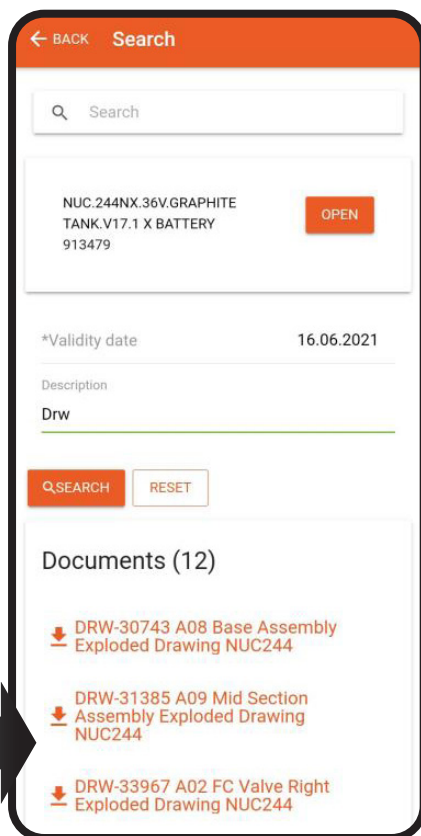
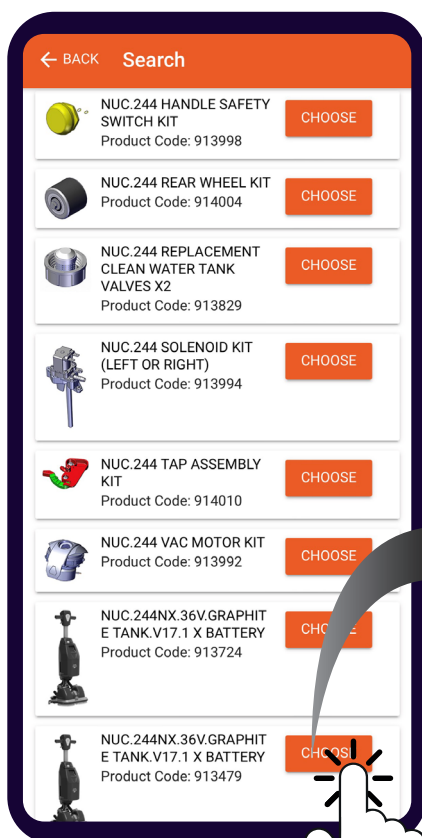


# Approved User Login

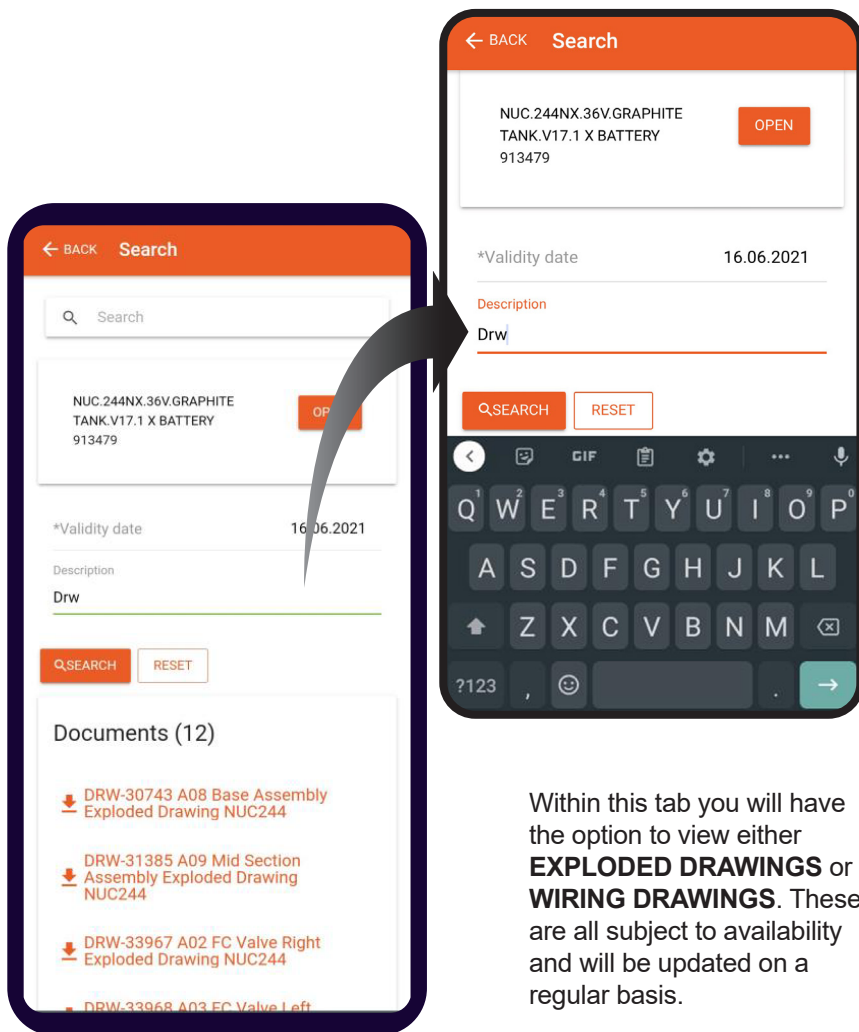


Use **DOCUMENT SEARCH** to find a specific type of drawing or all documents for a machine.

# Approved User Login



# Approved User Login



Within this tab you will have the option to view either **EXPLODED DRAWINGS** or **WIRING DRAWINGS**. These are all subject to availability and will be updated on a regular basis.

# Approved User Login

← BACK

Search

🔍

Search

NUC.244NX.36V.GRAPHITE  
TANK.V17.1 X BATTERY  
913479

OPEN

\*Validity date

16.06.2021

Description

Wiring

QSEARCH

RESET

Documents (1)

📄

DRW-32894 Wiring Diagram  
Twintec.1S.BT.UNI.DC.BH.IBT NUC  
244 NX

Back Search

NUC.244NX.36V.GRAPHITE  
TANK.V17.1 X BATTERY  
913479

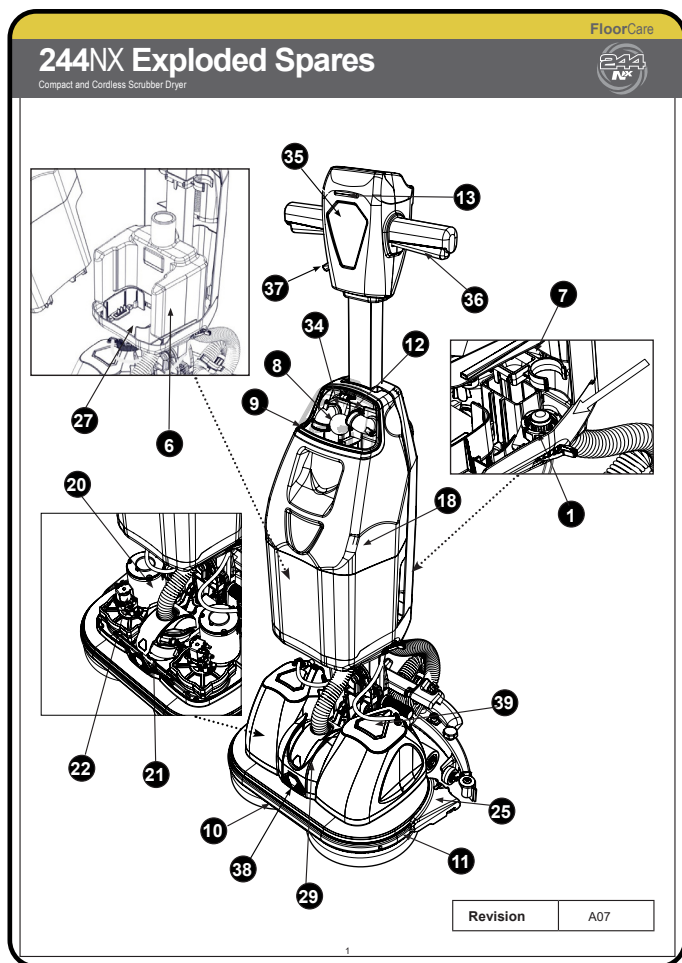
\*Validity date 16.06.2021

Description  
Wiring

QSEARCH RESET

Q W E R T Y U I O P  
A S D F G H J K L  
↑ Z X C V B N M ↵  
?123 , . →

# Types of Exploded



### Master exploded:


This will contain all the kits available for a machine and is for general use.

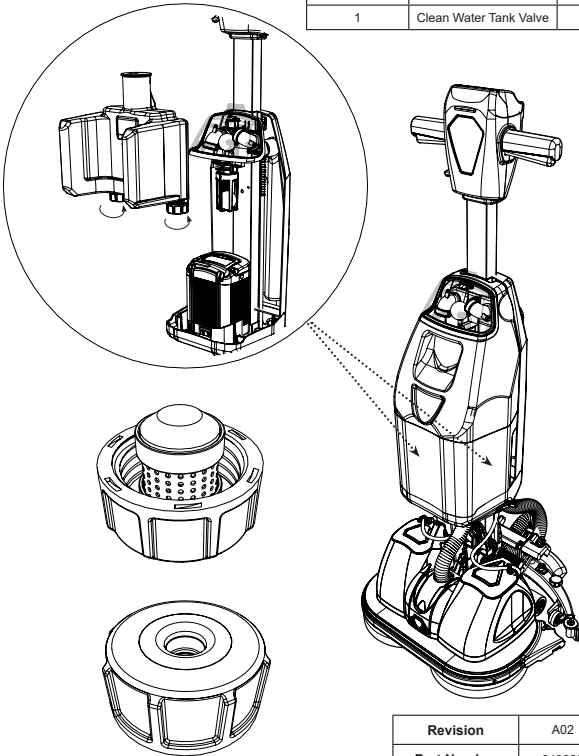
# Types of Exploded

## Exploded Spares - Clean Water Tank Valve

Compact and Cordless Scrubber Dryer

FloorCare





Item Number	Item Description	Quantity
1	Clean Water Tank Valve	2


Revision	A02
Part Number	913829

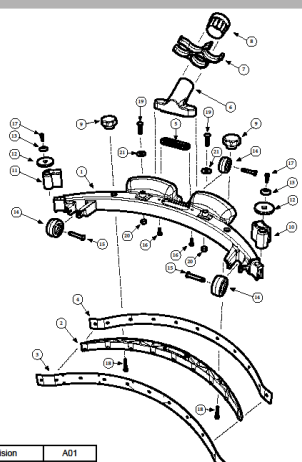
### Kit exploded:

This will contain only the part number for the kit and a list of the components this is for general use

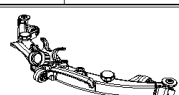
# Types of Exploded

## Exploded Spare NUC244NX Squeegee





Item Number	Item Description	Part Number	Quantity
1	Squeegee out die casting	911515	1
2	Squeegee inner moulding for die casting	911516	1
3	Squeegee front blade	911518	1
4	Squeegee rear blade	911519	1
5	Seal extrusion	209077	1
6	Hose trap inlet	912051	1
7	Hose trap clip	912052	1
8	32mm Hose cuff	910970	1
9	Squeegee knob	208455	2
10	Left hand floor tool clip	911511	1
11	Right hand floor tool clip	911512	1
12	Buffer wheel	237266	2
13	Nylon washer (Black)	208603	2
14	Squeegee wheel	208454	3
15	Snap lock pin	911517	3
16	Nb8 x 1/2 inch long post pan screw - stainless steel	219569	2
17	3.5 x 12mm Pozzi pan screw - stainless steel	219053	2
18	M5 x 35mm Long hex head screw - stainless steel	905554	2
19	M6 x 20mm Long socket button head bolt - stainless steel	905556	2
20	M6 Nylon insert nut - stainless steel	219642	2
21	M6 Form G washer - stainless steel	219647	2



Squeegee - Completed Assembly

**Numatic**


Revision: AD1  
Part Number: 913830

Numatic International Limited, Chard, Somerset, TA20 20R  
 Telephone: 01460 59920 Fax: 01460 59458

UNITED KINGDOM: numatic.com  
 NETHERLANDS: numatic.nl  
 PORTUGAL: numatic.pt

GERMANY: numatic.de  
 SWITZERLAND: numatic.ch  
 SPAIN: numatic.es

FRANCE: numatic.fr  
 SOUTH AFRICA: numatic.co.za

  
Specification subject to change without prior notice  
numatic.com © Numatic International Limited

## Engineer kit exploded:

This will contain all the part numbers for components within the kit and these are for approved users.



# Types of Exploded

**Numatic International Spare Parts**  
**Model No: HANDLE ASSEMBLY EXPLODED DRAWING**  
NR FOR WIRING SEE DRAWING: DRW 34941

913337  
DRAWING: DRW-35076 ISS: A03.01  
00/03/2021

**Numatic International Spare Parts**  
**Model No: HANDLE ASSEMBLY EXPLODED DRAWING**

ITEM NO.	PART NO.	DESCRIPTION:	COMMENTS	QTY.
1	910887	HANDLE CROSS TUBE		1
2	910726	HANDLE GRIP		2
3	910727	HANDLE TRIGGER		2
4	910723	HANDLE RELEASE LEVER		1
5	910734	HANDLE LOCK BUTTON		1
6	226463	SNAP ACTION SWITCH		2
7	219803	TRIGGER COMPRESSION SPRING		3
8	910850	FRONT HANDLE COVER MOULDING		1
9	910851	REAR HANDLE COVER MOULDING		1
10	910616	PCB HANDLE PCB ENCLOSURE ASSEMBLY		1
11	910841	ILLUMINATED TOGGLE SWITCH 22MM DIA		2
12	912145	HANDLE WIRING PROTECTOR		1
13	913246	BR321A0500 - YELLOW 12MM SEALED PUSH BUTTON SWITCH		1
14	219570	N#8 X 5/8 INCH LONG PLASTITE STAINLESS STEEL SCREW	TORQUE TO 2.6Nm	8
15	913458	SELF-ADHESIVE DOMED PROTECTIVE STRIP		1

## R&D exploded:

This will contain a complete breakdown to the smallest available component and this uses manufacturing part numbers only.

**Notes:**

This image shows a full page of white paper with horizontal blue or grey ruling lines, typical of notebook paper. The lines are evenly spaced and run across the width of the page. There are no margins, text, or other markings on the paper.

**Notes:**

This image shows a full page of white paper with horizontal blue or grey ruling lines, typical of notebook paper. The lines are evenly spaced and run across the width of the page. There are no margins, text, or other markings on the paper.

For further details or questions regarding Nu-Assist please contact us:  
[DigitalSupport@numatic.co.uk](mailto:DigitalSupport@numatic.co.uk) Web: [numaticsupport.com](http://numaticsupport.com)

**Nu<sup>Numatic</sup>·Assist**

**Numatic**